

Colorspots

APRIL 2013 Newsletter of the Calvert Artists' Guild



CALVERT ARTISTS' GUILD
P. O. Box 602
Prince Frederick, MD

The newsletter is published every other month. The next scheduled newsletter is due in June 2013. Please submit items to the newsletter editor by May 15. If you are participating in a show, have won an award, or have any other information to share, please send it to baronvonsmoogle@netscape.net and we'll include it in the newsletter. Thanks!

www.calvertartistsguild.org

Prez Notes


Hello again everyone! I hope your Easter was a good one. Well, here it is time to think of something to say again. First, I would like to thank everyone that entered the March Show. We had a good turn out and had a great time at the show. We had over \$2000 in sales for the weekend. We again had original paintings go home with new owners! Again, that is something that was a rarity when I joined the Guild. Let's hope that trend continues. A big thanks goes out to everyone that helped with set-up and take down. Everything went smoothly.

Our next big Guild event will be the April meeting where we will vote for the winner of the Student Art Award. We really need a good turn out for the meeting for this. After that we have the May Award Show happening so everyone get your creative juices flowing and let's see some new work! We are pleased to have Alice Yutzy as our guest judge for the show. There is a change this year to the number of entries you can enter. All art will be hung and judged. There will be no limit to the number of pieces each artist can enter except the normal space limitations. Oh, and any entries by other artists in the categories I enter will be automatically disqualified... and if you believe that, well, I have this bridge...

Your Prez,
Lonnie



The Calvert Artists' Guild is affiliated with the Arts Council of Calvert County (ACCC)



APRIL 20 MEETING

Meeting & Program: Asbury-Solomons Auditorium, Solomons, Md., 10:00 a.m.-12:00 p.m., located at 11700 Asbury Circle, the May show and other 2013 events will be discussed. The Program will be "High School Student Art Award Judging". Kay Simkins will coordinate the judging for the HS student \$500 award.

Bring goodies to go with coffee. Coffee will be furnished. Hope to see you there!

Contact persons; Lonnie Harkins, 410-326-7199, baronvonsmoogle@netscape.net; Gerry Wood, 301-863-9663, gbwood2@verizon.net.

Calvert Artists Guild May Awards Show


at Asbury/Solomons

Calling all artists to mark your calendars for Saturday and Sunday, May 11 and 12, 2013 for the annual Southern Maryland Awards show at Asbury-Solomons Auditorium, Solomons. We will set up on Friday, May 10th and take down on Sunday, May 12th. All CAG artists are encouraged to take advantage of this opportunity to exhibit, win awards and sell their art. This is our third show at Asbury-Solomons Auditorium. The June 2012 and March 2013 shows were very successful and we found this to be an advantageous facility. Set up on Friday, May 10th @ 3:00-5:00 p.m. and takedown on Sunday May 12 at 5:00 p.m. There is NO COMMISSION charged to the artists. We will be able to use multiple screens and many tables. Spacing is grandiose! The judge is Alice Kutzy. Judging will take place Friday from 5-7pm. The reception and awards will be on Saturday, May 11th, @ 2:00 p.m. New this year; there are no maximum number of artworks to enter. We will accept all that space allows. Artwork must have been completed in the past two years. All artwork must not have won an award at a previous CAG May Awards show.

More will be announced at the April 20th meeting. Artists in all mediums are encouraged to join in this awards show. We would like to see fiber work, jewelry, sculpture, glass, batik, weaving, ceramics, as well as paintings. Exhibiting artists are asked to sign up to sit the gallery for a two-hour shift on Saturday or Sunday. Registrations are due by May 8th; no registrations will be accepted after this date. Artwork must be delivered at the Asbury-Solomons Auditorium on Friday May 10th, 2013, from 3pm to 5pm, unless other arrangements are made in advance.

If you have any questions contact Lonnie Harkins; 410-326-7199; baronvonsmoogle@netscape.net or Gerry Wood, 301-863-9663, gbwood2@verizon.net.

We hope this will be a very successful show



Art is
the only
way to run
away
without
leaving
home.

—Twyla Tharp

REGISTRATION FORM and AGREEMENT

Calverts Artist Guild **AWARDS SHOW** at Asbury/Solomons

MAY 11-12, 2013 **Entry Postmark Deadline: May 8th**

NAME _____

ADDRESS _____

PHONE _____

EMAIL _____

MEMBER FEE: \$25

NOTE: There is NO Commission charged to artists. The registration/entries form at right and the exhibitor's agreement above should be filled out, signed, AND RETURNED with \$25 entry fee, due no later than May 8th, 2013 and sent to:

CALVERT ARTISTS' GUILD
P. O. BOX 602
PRINCE FREDERICK, MD 20678

"By acceptance of this agreement, the exhibitor shall indemnify and hold harmless the Asbury/Solomons, Board of Calvert Artists' Guild, Calvert County Government, and all related staff, volunteers, or representatives, each of its officers, directors, employees, members and volunteers, against any and all claims, damages, costs and assessments, judgments and expenses.

PRINT NAME: _____

SIGNATURE: _____

The following criteria will be used to facilitate judging:

1. Elements of design: Use of line, form, space (positive and negative) color, texture (visual and tactile)
2. Principles of design: Use of balance (symmetrical or asymmetrical), emphasis (point of interest), and continuity (how well through use of the elements the viewer's eye continues through the work of art towards the point of interest)
3. Mastery of materials and techniques
4. Use of imagination, inventiveness, individuality and aesthetic consistency

The following rules apply to this show:

1. There are thirteen categories for judging. You may enter multiple categories but no piece may be entered in more than one category.
2. Artwork must be original and have been completed within last two years.
3. Artwork must not have won an award in a previous CAG Show.

PLEASE INDICATE EACH CATEGORY ENTRIES SUBMITTED FOR JUDGING

- DRAWING – i.e., pencil, graphite, colored pencil, craypas, pen and ink, scratchboard, charcoal, conte crayon, other
- PAINTING 1 – i.e., oil, acrylic
- PAINTING 2 – i.e., watermedia (watercolor, acrylic, gouache)
- PAINTING 3 – i.e., pastels, encaustic, other
- MIXED MEDIA – collage, papers, fibers, paint, other
- JEWELRY – i.e., metalwork, beading, clay, glass, silver/gold, polymer clay, other
- PRINTMAKING – i.e., silkscreen, lithography, monotypes, intaglio, etchings, other
- PHOTOGRAPHY – regular, digital, digital enhanced, hand colored, silver point, gelatin, sepia, other
- SCULPTURE – i.e., stone, clay, wood, metal, bronze, cement
- WOOD – i.e., woodturning, carving, furniture, other
- GLASS – stained, fused, blown, lampworked, etching, other
- CERAMICS/CLAY – functional, non-functional, pit fire, raku, mosaic, other
- FIBER, TEXTILES – i.e., fabrics woven, pieced, knit, etc.; weaving, basketry, quilting, other

spaces

Ever wonder what other artists' work spaces or studios are like?
Here are a couple examples from some of our members.

Pat Troiani

This is a photo of my latest and last studio. For 24 years that I lived in Kitty Hawk, NC I had a large studio in my home that could seat 7 students at their own desk. I held 3 classes a week (3 hrs. each). It was ideal and I loved every minute of it. When we decided it was time to move into a retirement community that provided long-term health care when we finally needed it, I gave up the chance to ever have a studio of that size. It has been a hard adjustment for me to make. I now teach at the Southern Pines Senior Community Center in Lusby. We have enclosed a patio at the rear of our home which is plenty of room with very good light for me to work in, but not enough to teach. The other part of this room that does not show in the photo has storage space for all of my equipment and supplies. It also has a heating and air conditioning unit so that I can use it comfortably year round. I do matting and framing in my garage.



Gee

My studio is in the lower level of my home which was built about 5 years ago during the early stages of the financial crunch. Building expenses were cut back so my studio was going to be unfinished.

Setting up the studio in this unfinished area was great for me because the studio in my last home was a quarter of the size. Having all of this room was wonderful. I use the floor joists to hang frames, the beams to store signs and the post for reminder notes. And dropping a little paint on the cement floor does not disturb me.

My outside views do not face north so I rely on my own light settings. I never seem to have the lighting right even though I have adjustable spot lights.

I have 5 areas where I work. My easel setting is done from a sitting or standing position. I purchased a low cabinet from a flea market and put caster wheels on it so I can adjust my positions to stand or sit. My main work bench is for standing only. It was an old sturdy free standing clothes closet bought from a flea market. I sat it on its side and took off the doors which I cut up to make shelves below. Painted it white and there you have it!

Since I do my own framing, I needed a large work table for the matter and cutter boards. This was another flea market item. It is a long dining room table. The space under the table is taken up with stored paintings in bins.

So now I have 2 sitting areas. One is an artist/drafting table. The other is a smaller flea market dining table which I use as a think area. I spread out my ideas on this table for future paintings or work in progress.



Gee's Studio

I love my studio, but it seems I'm always looking for a place to put things. The more space you have, the more space you need. Go figure! -Gee

ATTENTION Calvert Art Guild members, please send a photo, or photos (preferably one with you in it) of your work space or studio, along with a short paragraph or two about YOUR space to:

carolwadeart@gmail.com

Looking for Studio Space?

Now available, artists studios at the Leonardtown Art Center, most for \$200 a month, located at 22660 Washington Street. The rental price has dropped.

For more details contact:

Joe Orlando

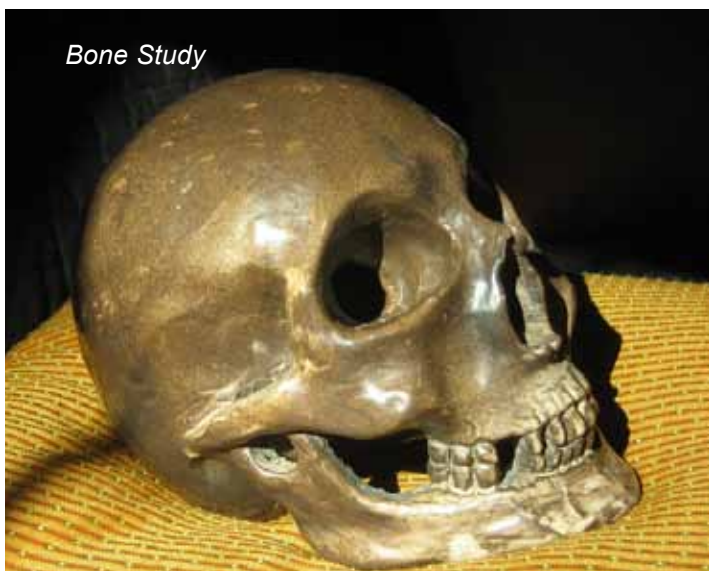
President, Leonardtown Art Center, Fenwick Street
Used Books & Music

Featured Artist

Richard Preston, or Dick as he is known, began working in wood and clay in 1960. Dick always had an interest in drawing and sketching things that interested him. Later, he began to work on boats which necessitated working with wood. Over the years, out of necessity and interest, his understanding of ceramics and woodworking grew as he worked with clay and wood. Working in wood and clay satisfied an innate need to work with his hands. With a good sense of proportion, an ability to see things a bit differently, he produced pieces of “art” that pleased him, and pleased those that saw the result of his efforts.

Dick’s early childhood was in the Midwest, but he grew up on the west coast. “Graduation from high school was a big deal in my family. My parents were products of the “great depression” and I was imbued with many of the values of those who had suffered most during those difficult years. Not many of that generation were able to finish high school as they worked to help support their families.” In many respects, Dick is also a “child” of the depression. Nothing was ever wasted and he learned to utilize resources with a frugal eye.

In his senior year in high school, Dick’s art teacher entered some of his works in local art shows where he won recognition for some sculptural efforts. The teacher saw some talent in Dick and helped him see the value in creating things of beauty.



Bone Study




Richard Preston

Dick says “While in college, I was a foreign language major with art and English minors. I took art classes to relieve some of the tedium of lecture hall course work. I graduated and went into “teaching” as one needed to be able to feed oneself and family.” The pursuit of art was not an option for him during this period except for dabbling with ceramics and in wood work, often making furniture and building items such as potter’s wheels. He had his own kiln and learned about raku firing of ceramics.

“Clay used to be “dirt-cheap.” And, in the beginning I was able to afford the clay. The wood I utilized in making furniture was, for the most part, material that went unused by the professional furniture makers. The making of Appalachian furniture came essentially from the “wind fall” of trees during the hurricanes over the last two years. I was able to harvest wood for my furniture from those events.”

“I learned many practical lessons from artists who were trying to earn a living from their art skills. I have worked with boat builders, ceramicists, oil painters and jewelry makers as I delved into diverse fields of the art world. Parents, teachers and artists have all contributed to what I produce. We are products of our worldly influences. The spark to create is strong in me. I can only say that the long chain of genetics that reside in my make up, surely, are the basis for what I do.”



Porcelain Vase



Boathouse Painting

When asked why he decided to join the Calvert Artists' Guild, he replied "My wife, Ann, is the real artist in the family. She encouraged me to sign up with her. We both felt that the Guild was one that would help us grow artistically. Some of the best art lessons come from just seeing talented work. It stimulates the mind. My time with the Calvert Artists' Guild is short... only several months to date. But I anticipate working with the association well into the future. There are some talented folks in the Guild doing some very interesting things in their areas of endeavor."

When asked what he would change about his art "career", Dick said "My interest in sculpting and sculpture should have been pursued more aggressively. I have done some bronze casting using the "lost wax" process and the results were so very rewarding. Would that I could have had more time in that area of endeavor but time, family and financial resources limited that avenue."

Dick gets a lot of his inspiration from travel. "Travel is a tremendous inspiration when the creative juices ebb. When one travels and sees what other folks are doing, one cannot but be stimulated or inspired by fresh ideas, different approaches to the creative process. Seeing what other people are creating give me inspiration and renewed vigor in my own efforts."



Table de Chasse



Appalacian bench

2013 Calendar of Events

Mark Your Calendar !

Unless otherwise mentioned the contact persons are:

Lonnie Harkins, 410-326-7199, baronvonsmoogle@netscape.net; or

Gerry Wood, 301-863-9663, gbwood2@verizon.net

APRIL 20, 2013

SATURDAY

CAG meeting and High School Art Award judging program;

10 a.m., Asbury-Solomons Auditorium, Solomons, MD.,

Contact: Lonnie Harkins, 410-326-7199

MAY 11-12, 2013

SATURDAY AND SUNDAY

Asbury-Solomons Auditorium Awards Show, Solomons,

MD., 10 a.m.-5 p.m.

JUNE 15-16, 2013,

SATURDAY AND SUNDAY

Asbury-Solomons Auditorium Show, Solomons, MD.

10 a.m.-5 p.m.,

JULY 20, 2013

SATURDAY

Watercolor on Yupo Workshop, Instructor: Pat Troiani, Mt. Hope Comm. Ctr., Sunderland, MD., 10 a.m.-3 p.m.

AUGUST 18, 2013

SUNDAY

Annual Potluck Meeting and Program, Asbury-Solomons Clubhouse, Solomons, MD., 2 to 5 p.m.

Bring a potluck dish.

Program: "Chinoiserie"-metallic powder & lacquer tole painting technique demo by Kay Simkins; Contact persons: Barbara Fetterhoff, 410-394-3365; fetterhoff.barbara@comcast.net; Lonnie Harkins, 410-326-7199, baronvonsmoogle@netscape.net

SEPTEMBER 21, 2013

SATURDAY

Paint-Out Day, Location: TBA. 10 a.m.-2 p.m.

OCTOBER 12-13, 2013

SATURDAY & SUNDAY

Annual P.R.A.D. (Patuxent River Appreciation Days) Show, Solomons, MD., 10 a.m.-5 p.m. daily

NOVEMBER 2, 2013

SATURDAY

TBD Workshop, Mt. Hope Comm. Ctr., Sunderland, MD., 9 a.m.-2 p.m.

DECEMBER 14, 2013

SATURDAY

Annual Meeting & Program, Asbury-Solomons Clubhouse; Solomons, MD., 10 a.m.- 12 p.m.

Tricks of the Trade

The Value of Value

The difference between a child's painting and most professional painting is value. Value is the darks and lights which gives dimension, form and separation to your painting or drawing. Yes, value applies to drawings as well.

Look at a black and white photo and you will be able to clearly see value. A black and white photo is just not black and white but it has various shades of gray between the two to give a definite picture.


Value applies to all colors. For example, if you painted a red apple with a stem, the stem area of the apple would be a darker value of red because the surface recesses in that area. The sides of the apple would be a different value of red than the apple surface facing you, thus giving form.

A good exercise in value would be to do a painting using only one color. On your pallet, mix several shades of that color using your lightest and darkest with 2 or 3 shades in between. Now start painting using only that one color and the different level of shades you just mixed. When finished, step back and see the value of value.

Calvert Artists' Guild Contacts

Lonnie Harkins	<i>President</i>	410-326-7199	baronvonsmoogle@netscape.net
Cindy Pond	<i>Secretary, Publicity (temp)</i>	301-512-4048	clpond@comcast.net
Gerry Wood	<i>Treasurer</i>	301-863-9663	gbwood2@verizon.net
Deborah Green	<i>Newsletter</i>	410-326-7199	lbabestsahl@yahoo.com
Dianne Dickey	<i>PRAD Show</i>	301-855-1919	bayside6@comcast.net
Kay Simkins	<i>Student Art Award</i>	410-394-0359	tolenut@comcast.net
The Board	<i>Workshops</i>		
Amy Beaven	<i>Webmaster</i>	410-394-1669	abeaven@umd.edu
	<i>VACANT Publicity</i>		
Carol Wade	<i>Newsletter, Graphic Design</i>	410-610-6419	carolwadeart@gmail.com
Suzanne Shelden	<i>Roster, Graphic Design</i>	410-586-3236	sheldenstudios@comcast.net

10th
Annivers
ary!



Come celebrate with us!
art, food, drink, and good company!

Saturday, April 20, 2013, from 1 - 5 p.m.

9100 Bay Avenue, North Beach, MD.



CALVERT ARTISTS' GUILD, INC.
P. O. Box 602
Prince Frederick, MD 20678

www.calvertartistsguild.org