

Colorspots

JUNE 2013 Newsletter of the Calvert Artists' Guild



CALVERT ARTISTS' GUILD
P. O. Box 602
Prince Frederick, MD

The newsletter is published every other month. The next scheduled newsletter is due in August 2013. Please submit items to the newsletter editor by July 15. If you are participating in a show, have won an award, or have any other information to share, please send it to baronvonsmoogle@netscape.net and we'll include it in the newsletter. Thanks!

www.calvertartistsguild.org



The Calvert Artists' Guild is affiliated with the Arts Council of Calvert County (ACCC)

Prez Notes

Well, how is everyone's Summer going so far? Warm enough for you? The art scene seems to be pretty hot though, if the excellent works showing up in our shows are any indication. We had some excellent art from our Student Award entrants also. Sales have been pretty good for our shows and we have some great workshops coming up. I would like to thank everyone that entered the May Award Show. Set-up was lightning fast and we were ready for the Judge when she arrived. Congratulations to all of the winners. Our next show, coming later this month, will hopefully be just as uneventful during set-up and even better for sales. Don't forget the "Watercolor on Yupo" workshop with Pat Troiani in July! A perfect opportunity to expand your abilities and get an appreciation for another medium. Sign up early to ensure your spot!



Calvert Artists' Guild, Inc.

Show Awards

May 11, 2013 Asbury/Solomons Auditorium, Solomons, MD.



BEST IN SHOW - \$100

Ruth Collins – “Autumn Greens”

Judge: Alice Yutzy, Hughesville, MD

Award Winning Categories



DRAWING: Pencil, Graphite, Colored Pencil, Craypas, Pen and Ink, Scratchboard, Charcoal, Conte Crayon, Other

- | | |
|--|--|
| 1st - \$50 | Sylvia Hill – “The Doll” |
| 2nd - \$25 | Carmelo Ciancio – “Mary Magdalane” |
| 3rd - \$15 | Faith Gaillot – “Waitin’ at the Station” |
| Honorable Mention - \$10 – Robert Driggers – “By the Bridge” | |



PAINTING 1: Oil, Acrylic

- | | |
|---|--|
| 1ST - \$50 | Ruth Collins – “Autumn Greens” |
| 2nd - \$25 | Suzanne Shelden – “Vista: North of Hospital” |
| 3rd - \$15 | Carol Wade – “Anticipation” |
| Honorable Mention - \$10 – Gee Freeman – “The Day is Closing” | |

PAINTING 2: Watermedia, (watercolor, acrylic, gouache)

- | | |
|---|-----------------------------------|
| 1ST - \$50 | Carmelo Ciancio – “Night Writer” |
| 2nd - \$25 | Carmelo Ciancio – “Judas’ Mother” |
| 3rd - \$15 | Gerry Wood – “Autumn Escape I” |
| Honorable Mention - \$10 – Faith Gaillot – “Healing Flower” | |



PAINTING 3: Pastels, Encaustic, Other

- | | |
|--|-----------------------------------|
| 1ST - \$50 | Sylvia Hill – “Tutu” |
| 2nd - \$25 | Sylvia Hill – “Mother & Daughter” |
| 3rd - \$15 | Sylvia Hill – “Dylan” |
| Honorable Mention - \$10 – Sylvia Hill – “Wondering” | |



MIXED MEDIA: Collage, Papers, Fibers, Paint, Other

- | | |
|---|---|
| 1st - \$50 | Carmelo Ciancio – “A Salt and Battery” |
| 2nd - \$25 | Carmelo Ciancio – “The Proof is in the Pudding” |
| 3rd - \$15 | Pat Troiani – “Berry Delicious” |
| Honorable Mention - \$10
Carol Wade - “Music in the Woods” | |



JEWELRY: Metalwork, Beading, Clay, Glass, Silver/ Gold, Polymer Clay, Other

- 1st - \$50 Pat Troiani – “Copper/discs pendant”
- 2nd - \$25 Jan Watson – “Kimono Earrings”
- 3rd - \$15 Debbie Green – “Rainforest Pendant”
- Honorable Mention - \$10 – Lonnie Harkins – “Tine”

PHOTOGRAPHY: Regular, Digital, Digital Enhanced, Hand Colored, Silver Point, Gelatin, Sepia, Other

- 1st - \$50 Lonnie Harkins – “Calm Before the Storm”
- 2nd - \$25 Lonnie Harkins – “Solomons Bridge”
- 3rd - \$15 Debbie Green – “Day’s End”
- Honorable Mention - \$10 – Lonnie Harkins – “Cosmos”



SCULPTURE: Stone, Clay, Wood, Metal, Bronze, Cement

- 1st - \$50 Marissa Hill – “Merman”
- 2nd - \$25 Harry Knott – “Two Feathers”
- 3rd - \$15 none
- Honorable Mention - \$10 – none

WOOD: Woodturning, Carving, Furniture, Other

- 1st - \$50 Harry Knott – “Blue Jay”
- 2nd - \$25 Harry Knott – “Heron”
- 3rd - \$15 Harry Knott – “Sandpiper”
- Honorable Mention - \$10 – Harry Knott – “Gold Finch”



MOST POPULAR CHOICE AWARD

Free Entry Next Show – value \$25 – Gerry Wood



CERAMICS/CLAY:
Functional, Non-functional,
Pit fire, Raku, Mosaic,
Other

1st - \$50 none
2nd - \$25 none
3rd - \$15 none
Honorable Mention - \$10 –
Marissa Hill – “Double Loop
Cup”

HIGH SCHOOL STUDENT ART AWARD

\$500.00 – Marissa Hill



Watercolor on Yupo W O R K S H O P

Please come join us Saturday, July 20th, in the Mt. Hope Community Center, for the “Watercolor on Yupo” Workshop. 10a.m.-3 p.m. 104 Pushaw Station Road, Sunderland, Md 20689 for the fun “Watercolor on Yupo” workshop; working with instructor Pat Troiani.



Painting by Pat Troiano

Yupo is a synthetic paper with a smooth surface that allows paint to flow with very little water. You can paint effects that are not easily achieved on traditional watercolor paper. If you are not satisfied, simply wash the painting away and the paper is back to its original clean surface.

Once you have a painting that you want to keep, we will spray it with a varnish that is used to protect oil paintings.

Beginners love this method of watercolor because there is no worry about ever “losing” a piece of paper. Bring your own watercolor supplies, I will provide the Yupo and varnish.

Registration Form

Watercolor on Yupo Workshop

NAME

ADDRESS

PHONE

E-MAIL

\$35.00 enclosed _____(CAG Member)

\$45.00 enclosed _____(Non-Member)

Make check payable to:

Calvert Artists' Guild, Inc. and mail with this form to:

CAG

P.O. Box 602

Prince Frederick, MD 20678

s p a c e s

ATTENTION Calvert Art Guild members;
*please send a photo, or photos (preferably
one with you in it) of your work space or
studio, along with a short paragraph or
two about YOUR space to:*
carolwadeart@gmail.com

Ever wonder what other artists' work spaces or studios are like?
Here is an example from one of our members.



Carolyn Aamot

Here are some photos we took of the room my husband built over our garage. It's where I do my creating. We call the room the FROG, Finished Room Over the Garage. Back in 1976, I was hired as the first Assistant to the Program Director at the new Calvert Pines Senior Center in Prince Frederick. In 1978, I worked with Gerry Wood, who was a volunteer teacher at one of the art classes, to start the Calvert Artists' Guild. At that first founders' meeting, I think 13 attended. I thought somebody would step up and volunteer to take it from there, but I ended up, with Gerry by my side every step of the way, being the President for the first three years. Our base, the bulk of the membership, was the members of the art classes we taught in Prince Frederick and North Beach.

I started the Guild here in Hundred, West Virginia when we moved here (population 146) ten years ago. There are just three of us, including me, but we paint a lot, and our paintings are hanging in both restaurants and one of the two banks here in town. We even sell one every once in a while! It's been good personally to once again see friends realize they can actually create a picture on a blank canvas. Their new-found skill has brought a lot of pleasure to them and their families.

I remember how much it meant to the senior citizens who came to the same conclusion. It was one of the many perks of my job in Calvert County. I'm retired now and spend a lot of my free time painting in the FROG. It is a favorite place for me to unwind and create. It's just plain good for the soul! I paint from photographs that I take of the people, wildlife, farm animals, covered bridges, streams and hills and valleys of West Virginia. I use acrylics, on stretched canvas.



Calvert Artists' Guild

Annual June Show

June 15-16, 2013

Calling all artists to mark your calendars for Saturday and Sunday, June 15 and 16, 2013 for the annual June show at Asbury-Solomons Auditorium, Solomons. We will set up on Friday, June 14th and take down on Sunday, June 16th. All CAG artists are encouraged to take advantage of this opportunity to exhibit, and sell their art. This is our fourth show at Asbury-Solomons Auditorium. The June 2012, March and May 2013 shows were successful and we found this to be an advantageous facility. Set up on Friday, June 14th from 5 - 7 p.m. and takedown on Sunday June 16th at 5 p.m. There is NO COMMISSION charged to the artists. We will be able to use all multiple screens and many tables. Spacing is grandiose! There are no maximum number of artworks to enter. Only space limitations. We will accept all that space allows. We want to FILL ALL SCREENS. Artists in all mediums are encouraged to join in this show. We would like to see fiber work, jewelry, sculpture, glass, batik, weaving, ceramics, as well as paintings. Exhibiting artists are asked to sign up to sit the gallery for a two-hour shift on Saturday or Sunday. Registrations are due by June 14th; no registrations will be accepted after this date. Artwork must be delivered at the Asbury-Solomons Auditorium on Friday June 14th, 2013, from 5 to 7 p.m., unless other arrangements are made in advance.

If you have any questions contact Lonnie Harkins; 410-326-7199; baronvonsmoogle@netscape.net or Gerry Wood, 301-863-9663, gbwood2@verizon.net. We hope this will be a very successful show

*“As practice makes perfect,
I cannot but make progress;
each drawing one makes,
each study one paints, is a
step forward.”*

–Vincent van Gogh

(Letter to Theo van Gogh, c.29 October 1883)

CAG EXHIBITOR

REGISTRATION FORM

Annual June Show

June 15-16, 2013, 10 a.m. - 5 p.m.

Asbury-Solomons Auditorium, Solomons MD.

Entry Deadline: Postmarked: Saturday, June 15, 2013

Set-up: Fri., June 14th; 5-7 p.m.

Show: Sat-Sun, June 15-16, 2013

Dismantle: Sun. June 16; 5:00 pm

Fee: \$25.00 Guild Member

\$35.00 Non-Guild Member

Make check payable & mail to:

Calvert Artists' Guild, P.O. Box 602,

Prince Frederick, MD 20678

NAME

ADDRESS

PHONE

EMAIL

The Calvert Artists' Guild, Inc., The Calvert County Government, The Asbury-Solomons or any other organizer for this event is not responsible for any liability of your exhibit.

SIGNATURE

Featured Artist

Ann Preston grew up on a farm in Oregon. She went to college in California majoring in art and education. Her art preferences there were printmaking, ceramics, and sculpture. After graduation Ann became a teacher, teaching art her first year.



During the next twenty five years she continued to teach, teaching art only when she could fit it into the curriculum. During her teaching years she married, raised three children, moved to 4 states and 4 countries with the Department of State. Now retired, with her children grown, she plans to devote more time to her art!

Ann says "As most little girls, I loved to color and draw. I remember well, however, the day that instead of coloring the horse I had drawn with one solid brown color, I used nearly every crayon in the box. I loved the way all the colors worked together to make the horse's coat seem more alive and interesting!"

While Ann loved printmaking, sculpture, and ceramics, all take much equipment and space. Since she has been able to resume art, painting, especially watercolor, was the easiest and least space intensive. "I don't intend, however, to stick with just two-dimensional work. Give me time and space and I intend to move in other "directions"...pun intended!"

Ann joined the Guild when she moved to Southern Maryland four years ago but never made it to a meeting or an event. She and her husband were too busy settling in and getting acquainted with the area. This time her husband signed them both up and they look forward to their involvement in the Guild.

When asked if anyone encouraged or inspired her, Ann replied "Nearly everyone inspires me! I love seeing the variety of art and how differently we all approach creativity. It is inspiring just being around other people who love art and creating!"



ALL ABOUT BRUSHES




“I’ve heard you can tell a frustrated artist by the number of brushes they have.”

There are two basic kinds of brushes. Natural, like sable, or synthetic, which is man made. Both types can be soft or hard. Softer brushes are used for thinner paints like watercolor but can be used with acrylic and oil as well. Harder brushes like hog hair can hold and manipulate thicker paint. When to use a long handled brush or short handled brush can be determined by how you paint. Will you be sitting or standing at an easel? Most easel painters use a long handled brush which gives the artist a broader view of their work. Shorter handled brushes are used by watercolorists who generally sit while creating. It also allows you to do tighter detailed work.

Do not hold your brush like a writing instrument. Hold the handle toward the middle. The closer your hand is to the brush end, the tighter your strokes. Try to use your wrist when making broad strokes. The larger the strokes, the more arm movement should be used. Play with hand and arm movement while painting. This will help you from painting too tight while blocking your creation.

Of course, the bigger the painting, the more arm and shoulder movement should be used.

Remember to put enough paint on your brush. Turning your brush while painting will help when fanning your colors out. Clean the brushes properly after every use. Some artists use different mediums. Each medium should have their own set of brushes. After you know what kinds of brushes to use for your style of work, invest in some high quality brushes. You will find that these are the ones you use the most.



2013 Calendar of Events Mark Your Calendar

Unless otherwise mentioned the contact persons are:

Lonnie Harkins, 410-326-7199, baronvonsmoogle@netscape.net; or
Gerry Wood, 301-863-9663, gbwood2@verizon.net

JUNE 15-16, 2013, SATURDAY AND SUNDAY

Asbury-Solomons Auditorium Show, Solomons, MD.
10 a.m.-5 p.m.,

JULY 20, 2013 SATURDAY

Watercolor on Yupo Workshop

Instructor: Pat Troiani, Mt. Hope Comm. Center, Sunderland, MD., 10 a.m.-3 p.m.

AUGUST 18, 2013 SUNDAY

Annual Potluck Meeting and Program, Asbury-Solomons Clubhouse, Solomons, MD., 2 to 5 p.m.

Bring a potluck dish.

Program: “Chinoiserie”-metallic powder & lacquer tole painting technique demo by Kay Simkins; Contact persons: Barbara Fetterhoff, 410-394-3365; fetterhoff.barbara@comcast.net; Lonnie Harkins, 410-326-7199, baronvonsmoogle@netscape.net

SEPTEMBER 21, 2013 SATURDAY

Paint-Out Day, Location: TBA. 10 a.m.-2 p.m.

OCTOBER 12-13, 2013 SATURDAY & SUNDAY

Annual P.R.A.D. (Patuxent River Appreciation Days) Show, Solomons, MD., 10 a.m.-5 p.m. daily

NOVEMBER 2, 2013 SATURDAY

TBD Workshop, Mt. Hope Comm. Ctr., Sunderland, MD., 10 a.m.-3 p.m.

DECEMBER 14, 2013 SATURDAY

Annual Meeting & Program, Asbury-Solomons Clubhouse; Solomons, MD., 10 a.m.- 12 p.m.

Calvert Artists' Guild Contacts

Lonnie Harkins	<i>President</i>	410-326-7199	baronvonsmoogle@netscape.net
Cindy Pond	<i>Secretary, Publicity (temp)</i>	301-512-4048	clpond@comcast.net
Gerry Wood	<i>Treasurer</i>	301-863-9663	gbwood2@verizon.net
Deborah Green	<i>Newsletter</i>	410-326-7199	lbabestsahl@yahoo.com
Dianne Dickey	<i>PRAD Show</i>	301-855-1919	bayside6@comcast.net
Kay Simkins	<i>Student Art Award</i>	410-394-0359	tolenut@comcast.net
The Board	<i>Workshops</i>		
Amy Beaven	<i>Webmaster</i>	410-394-1669	abeaven@umd.edu
	VACANT Publicity		
Carol Wade	<i>Newsletter, Graphic Design</i>	410-610-6419	carolwadeart@gmail.com
Suzanne Shelden	<i>Roster, Graphic Design</i>	410-586-3236	sheldenstudios@comcast.net

Welcome New Member

Rich Helwig
Huntingtown, MD



CALVERT ARTISTS' GUILD, INC.
P. O. Box 602
Prince Frederick, MD 20678

www.calvertartistsguild.org